








Integrated Capabilities

IPO	Follow-On Equity		Term Loan	Credit Facility			Other	
 Initial Public Offering Co-Manager \$221 million August 2004	Follow-On Co-Bookrunner \$740 million February 2016	Follow-On Co-Bookrunner \$553 million October 2012	Co-Lead Arranger & Administrative Agent \$600 million December 2013	Co-Lead Arranger & Administrative Agent \$500 million December 2013	Co-Lead Arranger & Administrative Agent \$450 million January 2012	Sr. Unsecured Notes Co-Manager \$400 million September 2015	ATM Sales Agent \$500 million June 2015	
 Initial Public Offering Co-Manager \$350 million January 2005	Follow-On Co-Bookrunner \$225 million January 2016	Follow-On Co-Bookrunner \$282 million November 2015	Co-Lender & Administrative Agent \$188 million November 2014	Co-Lead Arranger & Administrative Agent \$500 million November 2014	Co-Lead Arranger & Administrative Agent \$500 million October 2013	ATM Sales Agent \$300 million August 2016	Sr. Unsecured Notes Co-Bookrunner \$500 million July 2016	
 Initial Public Offering Co-Lead Manager \$129 million October 2003	Follow-On Left Bookrunner \$110 million May 2013	Follow-On Left Bookrunner \$178 million November 2010	Co-Lead Arranger & Administrative Agent \$300 million December 2015	Co-Lead Arranger & Administrative Agent \$300 million December 2015	Lead Arranger & Administrative Agent \$300 million October 2013	Preferred Stock Co-Lead Manager \$45 million March 2012	Preferred Stock Co-Lead Manager \$115 million January 2011	
 Initial Public Offering Co-Bookrunner \$296 million October 2013	Follow-On Co-Bookrunner \$288 million March 2016	Follow-On Co-Bookrunner \$298 million June 2015	Co-Lead Arranger & Administrative Agent \$300 million October 2015	Co-Lead Arranger & Administrative Agent \$600 million October 2015	Lead Arranger & Administrative Agent \$650 million December 2014	Sr. Unsecured Notes Co-Bookrunner \$300 million July 2014	Internet Rate Risk Mgmt Solution \$50 million December 2011	
 Follow-On Co-Bookrunner \$834 million September 2016	Follow-On Co-Bookrunner \$352 million August 2015	Co-Lead Arranger & Co-Doc Agent \$250 million September 2015	Co-Lead Arranger & Co-Doc Agent \$1.3 billion September 2015	Co-Lead Arranger & Syndication Agent \$775 million June 2014	Sr. Unsecured Notes Co-Bookrunner \$500 million July 2016	Sr. Unsecured Notes Co-Bookrunner \$500 million February 2016		
 Initial Public Offering Senior Co-Manager \$737 million October 2007	Follow-On Co-Bookrunner \$287 million March 2016	Follow-On Left Bookrunner \$317 million May 2010	Co-Lead Arranger & Administrative Agent \$250 million July 2016	Co-Lead Arranger & Administrative Agent \$750 million July 2016	Co-Lead Arranger & Administrative Agent \$700 million July 2015	Preferred Stock Co-Manager \$201 million May 2016	Sr. Unsecured Notes Co-Bookrunner \$250 million June 2015	
 Initial Public Offering Co-Manager \$238 million August 2004	Follow-On Co-Bookrunner \$227 million November 2013	Follow-On Co-Bookrunner \$102 million April 2013	Co-Lead Arranger & Administrative Agent \$400 million July 2016	Co-Lead Arranger & Administrative Agent \$500 million July 2016	Co-Lead Arranger & Administrative Agent \$500 million July 2014	Sr. Unsecured Notes Co-Manager \$300 million September 2016	ATM Sales Agent \$250 million March 2015	



KeyBank Capital Markets is a trade name under which corporate and investment banking products and services of KeyCorp and its subsidiaries, KeyBank Capital Markets Inc., Member NYSE/FINRA/SIPC, and KeyBank National Association ("KeyBank N.A."), are marketed. Securities products and services are offered by KeyBank Capital Markets Inc. and its licensed securities representatives, who may also be employees of KeyBank N.A. Banking products and services are offered by KeyBank N.A.